

Performer's manual

Table of contents

'My account' page

'Go online' page

'My settings' page

'Custom pricing settings' page (where available)

'Schedule settings' page

'Change my password' page

'Edit my personal details' page

'Edit my payment settings' page

'Edit my public profile' page

'Edit banned countries' page

'Edit my photo gallery' page

'Edit my video gallery' page

'My payments' page

'My paid sessions' list' page

'My payments list' page

'Messenger' page

'My account' page

This page is the welcome page after you log in. It contains information about the chips in your account and unread

private messages.

If your public profile is not complete or if you didn't fill in the payment details, a yellow message will appear. Please fill in

these details or else you can't get paid or your profile won't be shown on the site.

'Go online' page

If administrator allows it, you can go in free chat or in nude chat. Nude chat is a multiple user chat room where users will

be billed for the time they remain on-line with a smaller amount than in private chat. You can set the pricing for this,

too, if administrator allows it. Free chat session has no user restriction. This is a good opportunity for you to attract

users in private chat sessions. Administrator may set a maximum amount of time users can stay in free chat.

NUDE CHAT = paid multiple user chat room (lower pricing than private)

FREE CHAT = free multiple user chat room

PRIVATE CHAT = one on one chat, a private chat session may occur from both nude or free chat sessions. All other users

will get be disconnected and you will be set offline while in private. When private ends, you will be asked when to go

back on-line so you will have the time to get dressed.

This is the broadcasting page. To be able to go on-line, your browser must have Adobe Flash Player.

The first step in going on-line is the webcam setting page. You can select the webcam you want to use (if you have more than one).

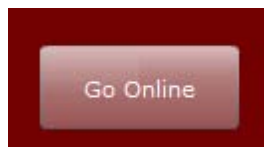


The second step is the selection of the bandwidth settings (video quality). The default option is Medium. By clicking on

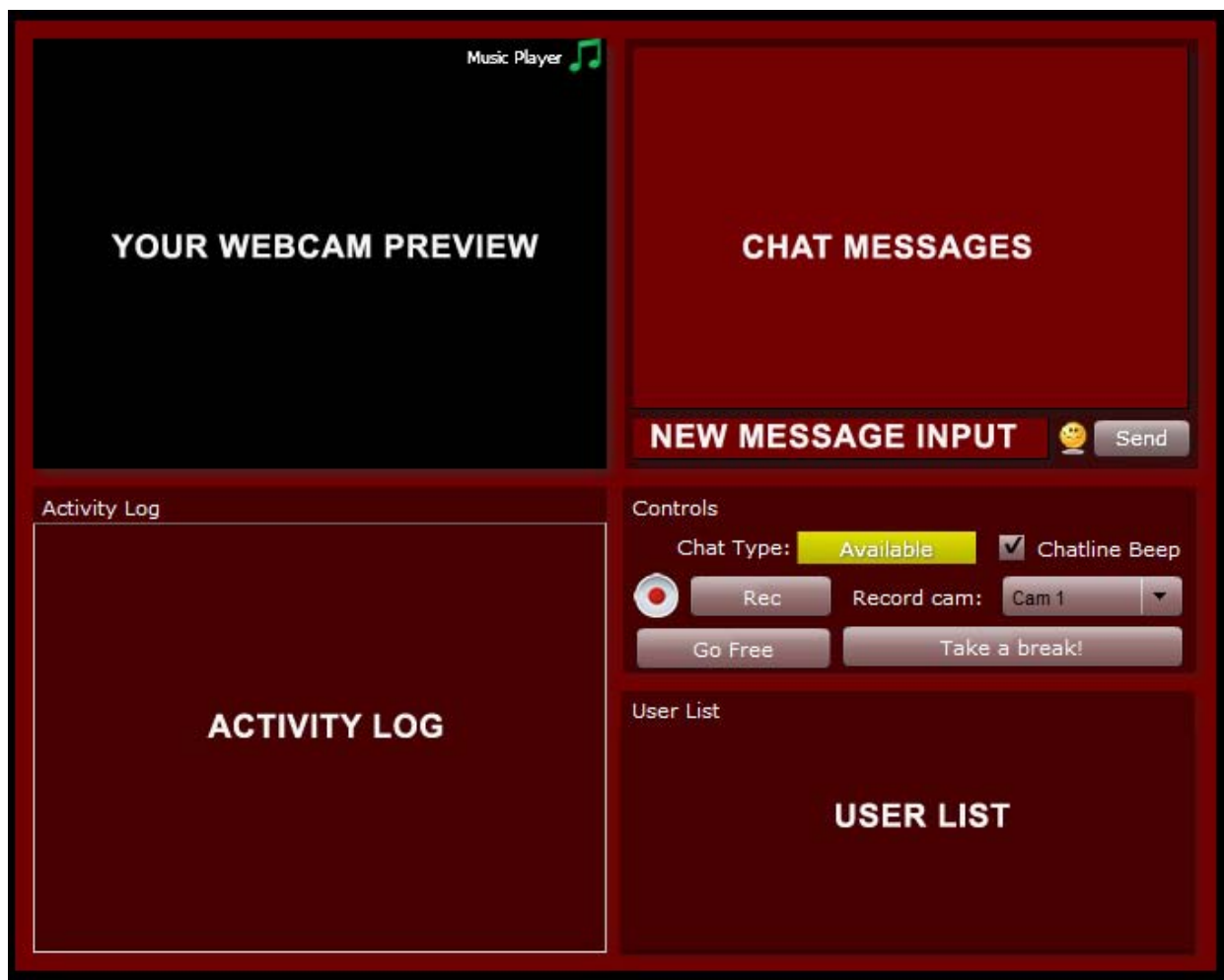


'Low' or 'High' buttons, the setting will change and the info text below displays connection properties.

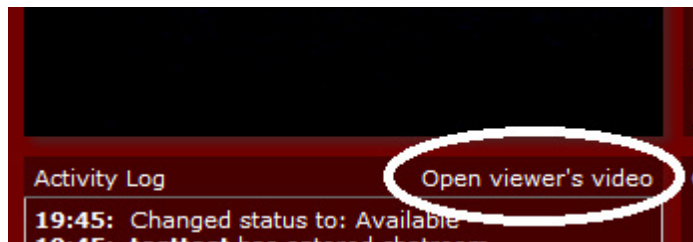
You will not appear as on-line until you won't press 'Go online' button.



The new screen that will appear contains 6 components (colors/button names may vary):

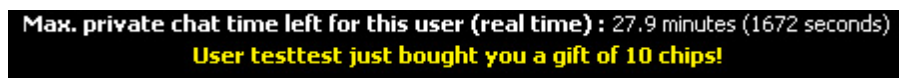


- Your webcam preview section shows your real time broadcasting video.
- By hovering the mouse over the player, the song list will appear. The tracks will be synchronized with the users, no matter when they join your room. This way you can dance on the music.
- On-line user list area will contain all users connected to your chat room. Each user has next to his nickname the number of available chips in his account.
- You can kick/ban users from your session. A kicked user will be able to re-join your chat room immediately, but a banned user won't be able to do that for a few minutes (ask the site administrator for an exact value).
- If CAM2CAM feature is enabled and user is broadcasting through a webcam, you will be able to see and hear him/her



by clicking the "Open viewer's video" link right under your video. This link only appears when the user clicks on broadcast.

- 'Rec' button will record your video and audio. While you are recording, a 'REC' text will blink in the bottom-right corner of your webcam preview. In order to stop the recording, press the 'STOP REC' button. You will be able to manage the recorded videos in 'My Settings' > 'Edit my video gallery'.
- If a user purchases a gift for you, you will be informed with a 20 second yellow text right above the Flash Component (under the 'Max. private chat time left for this user' text).



- Whenever you want to go off-line, you can browse away from this page or log off.
- By clicking 'Go free' or 'Go nude' you will switch your online waiting status. All current users will be disconnected.
- 'Take a break' button switches you offline.

'My settings' page

'Custom pricing settings' page (where available)

- This is the place where you edit the price per minute that your users will be billed in paid sessions. This is the final price

shown on the site, from this price the commissions will be deducted: the owner of the site and the belonging studio (if any).

'Schedule settings' page

- This is the place where you inform your fans of your on-line schedule. The list will appear in your public profile and

won't affect anything else.

'Change my password' page

- This is the place where you update your login password.

'Edit my personal details' page

- This is the place where you update personal information that will be shown to the administrator.

'Edit my payment settings' page

- This is the place where you set the payment settings. Release amount represents the equivalent of money that will mark your account as payable by administrator.

'Edit my public profile' page

- This is the place where you update your public profile. Every time you upload an avatar picture, the old one will get replaced. In order to remove the avatar picture, click the 'remove' link (to the left of the upload bar).

'Edit banned countries' page

- Select the countries that you want to restrict from joining your free chat. Visitors accessing the site from these countries will not be able to view you profile page or access you in the chat.

'Edit my photo gallery' page

- This is the place where you manage high resolution images available in your public profile.

'Edit my video gallery' page

- This is the place where you manage recorded videos. By marking a video as paid, your users will be billed with the amount of chips you set underneath each one so you will earn money even if offline. The price you set there is final, so the commissions will be deducted from that amount.

'My payments' page

'My paid sessions' list' page

- This is the place where you view statistics of all your earnings.

'My payments list' page

- This is the place where you view all the payments sent to you.

'Messenger' page

- This is the place where you reply to users that contacted you through the private messaging system.